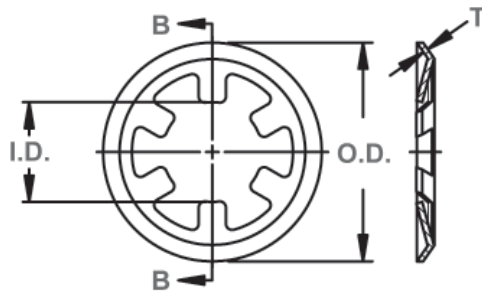




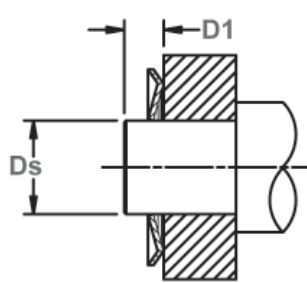
# DTX Shaft Rings

## Self-Locking, External "Push-On", Metric

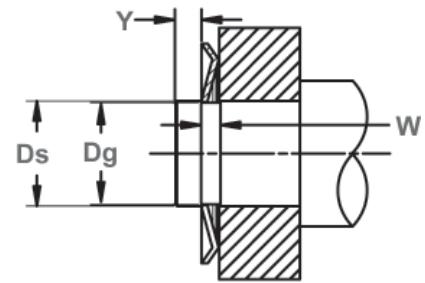
This ring features a curved outer rim with a series of prongs protruding into the center. The ends create interference with the shaft when the ring is installed and a load introduced to the other side.



Free Diameter & Ring Measurements  
With Section B-B



Installation View  
Without Groove



Installation View  
With Groove

RING NO.	SHAFT DIAMETER		GROOVE SIZE DIMENSIONS			RING DIMENSIONS				SUPPLEMENTARY DATA			
						I.D.	O.D.	No. Of Prongs	THICK-NESS	WEIGHT Per 1000	Min. Dis-tance	THRUST LOAD	EDGE MARGIN
Ds	TOL.	Dg	Tol.	W Min.	I.D.	O.D.	T	kg.	D1	N	Y		
DTX-1,5	1,5		1,40		0,4	1,40	6,0	3	0,25	0,040	1,5	100	1,0
DTX-2	2,0	+0,00	1,90	-0,060	0,4	1,85	6,5	3	0,25	0,042	1,5	150	1,0
DTX-3	3,0	-0,060	2,90		0,4	2,80	8,0	4	0,25	0,066	1,5	200	1,0
DTX-4	4,0		3,90		0,4	3,80	9,0	4	0,25	0,078	2,0	220	1,0
DTX-5	5,0	+0,00	4,90	-0,075	0,4	4,80	10,0	4	0,25	0,082	2,0	230	1,0
DTX-6	6,0	-0,075	5,90		0,4	5,80	11,0	4	0,25	0,094	2,5	240	1,5
DTX-7	7,0		6,90		0,4	6,80	12,0	5	0,25	0,110	2,5	250	1,5
DTX-8	8,0	+0,00	7,85	-0,090	0,4	7,75	13,0	5	0,25	0,122	2,5	250	1,5
DTX-9	9,0	-0,090	8,85		0,6	8,75	14,0	5	0,30	0,208	2,5	300	1,5
DTX-10	10,0		9,85		0,6	9,75	16,0	6	0,30	0,232	3,0	320	1,5
DTX-12	12,0		11,85		0,6	11,70	18,0	6	0,30	0,255	3,0	350	1,5
DTX-14	14,0	+0,00	13,80	-0,110	0,6	13,70	20,5	6	0,30	0,310	3,0	400	1,5
DTX-15	15,0	-0,110	14,80		1,0	14,60	23,0	8	0,50	0,750	3,0	600	2,0
DTX-16	16,0		15,80		1,0	15,60	24,5	8	0,40	0,710	3,0	700	2,0
DTX-17	17,0		16,80		1,0	16,60	26,0	8	0,50	0,950	3,5	800	2,0
DTX-18	18,0		17,80		1,0	17,60	27,0	8	0,40	0,810	3,5	850	2,0
DTX-19	19,0		18,80		1,0	18,60	28,0	8	0,50	0,950	3,5	900	2,0
DTX-20	20,0		19,75		1,0	19,50	29,0	8	0,50	1,090	3,5	950	2,0
DTX-22	22,0		21,75		1,0	21,50	31,0	8	0,50	1,150	3,5	1000	2,0
DTX-23	23,0	+0,00	22,75	-0,130	1,0	22,50	31,5	8	0,50	1,220	4,0	1050	2,0
DTX-25	25,0	-0,130	24,75		1,0	24,50	34,0	8	0,50	1,490	4,0	1100	2,0
DTX-28	28,0		27,75		1,0	27,50	37,0	8	0,50	1,550	4,0	1200	2,0
DTX-30	30,0		29,75		1,0	29,50	40,0	8	0,50	1,630	4,0	1300	2,0
DTX-35	35,0	+0,00	34,75		1,0	34,50	46,0	8	0,50	2,100	4,0	1400	2,0
DTX-45	45,0	-0,160	44,75		1,5	44,50	60,0	8	0,50	2,700	4,0	1500	2,0

ALL DIMENSIONS IN MILLIMETERS.

HARDNESS RANGES: STAINLESS STEEL RINGS (DIN 1.4122 X39CrMo17)

RING TYPE	SIZE RANGE	HARDNESS			
		HV	HRC	15N	30N
DTX	ALL	470-580	47-54	84-87.5	66-72

HARDNESS RANGES: STAINLESS STEEL RINGS (PH 15-7MO)

RING TYPE	SIZE RANGE	HARDNESS			
		VICKERS	ROCKWELL		
			HRC	LOWER SCALE*	
DTX	1.5-14	435-530	44-51	82.5-86 HR15N**	
	15-45	435-530	44-51	82.5-86 HR15N	

\*WHERE APPLICABLE

\*\*HARDNESS CAN NOT BE CHECKED WITH ANY DEGREE OF ACCURACY DIRECTLY ON THESE RINGS.

HARDNESS RANGES: CARBON STEEL RINGS (SAE 1060-1090)

RING TYPE	SIZE RANGE	HARDNESS			
		VICKERS	ROCKWELL		
			HRC	LOWER SCALE*	
DTX	1.5-14	450-520	45-50	83-85.5 HR15N**	
	15-45	450-520	45-50	83-85.5 HR15N	

\*WHERE APPLICABLE

\*\*HARDNESS CAN NOT BE CHECKED WITH ANY DEGREE OF ACCURACY DIRECTLY ON THESE RINGS.