

# Miniature Circuit-Breaker IEC Series 8562



www.stahl.de



- > 1 to 3 pole versions
- > Rated current from 0.5 ... 40 A
- > 6 or 10 kA breaking capacity to DIN VDE 0641, respectively EN 60898
- > Isolating Function to EN 60947-2
- > Permanently set thermal and magnetic trips
- > Power limitation class 3



12503E00

Series 8562/5 miniature circuit-breakers meet all technical requirements relating to safe and selective tripping. When short-circuits occur, they restrict the load on the installed circuits due to their excellent current limiting and related high breaking capacity and provide a high level of discrimination for lineside fuses.

	ATEX / IECEx					
Zone	0	1	2	20	21	22
For use in		x	x			

**WebCode 8562B**

**E9**

## Miniature Circuit-Breaker IEC

### Series 8562

Selection Table

Version	Breaking capacity	No. of poles	Rated operational current	Additional options	Module width	Order number	Weight	
	kA				mm		kg	
MCB 8562 for AC, C-Characteristic	6	1 pole	1 A	without	36	<b>8562/51-1030-010</b>	0.800	
			2 A	without	36	<b>8562/51-1030-020</b>	0.800	
			3 A	without	36	<b>8562/51-1030-030</b>	0.800	
			4 A	without	36	<b>8562/51-1030-040</b>	0.800	
			6 A	without	36	<b>8562/51-1030-060</b>	0.800	
			10 A	without	36	<b>8562/51-1030-100</b>	0.800	
			16 A	without	36	<b>8562/51-1030-160</b>	0.800	
			20 A	without	36	<b>8562/51-1030-200</b>	0.800	
		1 pole + N	1 A	without	54	<b>8562/52-5030-010</b>	1.200	
			2 A	without	54	<b>8562/52-5030-020</b>	1.200	
			2 A	Auxiliary contact 1 changeover	72	<b>8562/53-5034-020</b>	1.500	
			4 A	without	54	<b>8562/52-5030-040</b>	1.200	
			6 A	without	54	<b>8562/52-5030-060</b>	1.200	
			6 A	Auxiliary contact 1 changeover	72	<b>8562/53-5034-060</b>	1.500	
			10 A	without	54	<b>8562/52-5030-100</b>	1.200	
			10 A	Fault signal, 1 changeover	72	<b>8562/53-5035-100</b>	1.500	
			16 A	without	54	<b>8562/52-5030-160</b>	1.200	
			2 pole	2 A	without	54	<b>8562/52-2030-020</b>	1.200
				6 A	without	54	<b>8562/52-2030-060</b>	1.200
				10 A	without	54	<b>8562/52-2030-100</b>	1.200
		16 A		without	54	<b>8562/52-2030-160</b>	1.200	
		20 A		without	54	<b>8562/52-2030-200</b>	1.200	
		32 A		without	54	<b>8562/52-2030-320</b>	1.200	
		3 pole	2 A	without	72	<b>8562/53-3030-020</b>	1.500	
			4 A	without	72	<b>8562/53-3030-040</b>	1.500	
			6 A	without	72	<b>8562/53-3030-060</b>	1.500	
			10 A	without	72	<b>8562/53-3030-100</b>	1.500	
			10 A	Auxiliary contact 1 changeover	99	<b>8562/54-3034-100</b>	1.800	
	16 A		without	72	<b>8562/53-3030-160</b>	1.500		
	20 A		without	72	<b>8562/53-3030-200</b>	1.500		
	25 A		without	72	<b>8562/53-3030-250</b>	1.500		
	32 A		without	72	<b>8562/53-3030-320</b>	1.500		
	3 pole + N		10 A	without	99	<b>8562/54-4030-100</b>	1.800	
		16 A	without	99	<b>8562/54-4030-160</b>	1.800		
		32 A	without	99	<b>8562/54-4030-320</b>	1.800		
	10	1 pole + N	16 A	without	54	<b>8562/52-5040-160</b>	1.200	
			2 pole	10 A	without	54	<b>8562/52-2040-100</b>	1.200
			16 A	without	54	<b>8562/52-2040-160</b>	1.200	
		3 pole	32 A	without	72	<b>8562/53-3040-320</b>	1.500	
		3 pole + N	32 A	without	99	<b>8562/54-4040-320</b>	1.800	

other versions and accessories on request

# Miniature Circuit-Breaker IEC

## Series 8562




Selection Table

Version	Breaking capacity	No. of poles	Rated operational current	Additional options	Module width	Order number	Weight
	kA				mm		kg
MCB 8562 for AC, B-Characteristic	6	1 pole	6 A	without	36	<b>8562/51-1010-060</b>	0.800
	6	1 pole	10 A	without	36	<b>8562/51-1010-100</b>	0.800
	6	1 pole	16 A	without	36	<b>8562/51-1010-160</b>	0.800
	6	1 pole + N	6 A	without	54	<b>8562/52-5010-060</b>	1.200
	6	1 pole + N	10 A	without	54	<b>8562/52-5010-100</b>	1.200
	6	1 pole + N	10 A	Auxiliary contact 1 changeover	72	<b>8562/53-5014-100</b>	1.500
	6	1 pole + N	16 A	without	54	<b>8562/52-5010-160</b>	1.200
	6	1 pole + N	20 A	without	54	<b>8562/52-5010-200</b>	1.200
	6	2 pole	10 A	without	54	<b>8562/52-2010-100</b>	1.200
	6	3 pole	16 A	without	72	<b>8562/53-3010-160</b>	1.500
	6	3 pole	25 A	without	72	<b>8562/53-3010-250</b>	1.500
	6	3 pole	32 A	without	72	<b>8562/53-3010-320</b>	1.500
	10	2 pole	16 A	without	54	<b>8562/52-2020-160</b>	1.200
	10	1 pole + N	6 A	without	54	<b>8562/52-5020-060</b>	1.200
	10	1 pole + N	10 A	without	54	<b>8562/52-5020-100</b>	1.200
10	3 pole	16 A	without	72	<b>8562/53-3020-160</b>	1.500	

other versions and accessories on request

Miniature Circuit-Breaker 1-pole  
Selection Table - Order Specific Configuration

Version	Module width	Order Number	
		Width 36 mm	Width 54 mm
B-Characteristic		<b>8562/51-1.....</b>	<b>8562/52-1.....</b>
			
07614E00			

Order Number Supplement

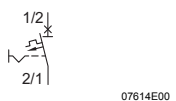
Version / Breaking capacity	Version	Breaking capacity		
	AC	6 kA	<b>8562/...01.....</b>	<b>8562/...01.....</b>
	AC	10 kA	<b>8562/...02.....</b>	<b>8562/...02.....</b>
	AC / DC	6 kA	<b>8562/...15.....</b>	--
	UL	10 kA	<b>8562/...18.....</b>	<b>8562/...18.....</b>
Auxiliary contact	without		<b>8562/.....0-...</b>	--
	1 CO		--	<b>8562/.....4-...</b>
	Fault signal 1 CO		--	<b>8562/.....5-...</b>
Rated operational current in A	6		<b>8562/.....-060</b>	<b>8562/.....-060</b>
	10		<b>8562/.....-100</b>	<b>8562/.....-100</b>
	13		<b>8562/.....-130</b>	<b>8562/.....-130</b>
	16		<b>8562/.....-160</b>	<b>8562/.....-160</b>
	20		<b>8562/.....-200</b>	<b>8562/.....-200</b>
	25		<b>8562/.....-250</b>	<b>8562/.....-250</b>
	32		<b>8562/.....-320</b>	<b>8562/.....-320</b>

E9


# Miniature Circuit-Breaker IEC

## Series 8562

**Miniature Circuit-Breaker 1-pole**  
**Selection Table - Order Specific Configuration**

Version		Order Number		
C-Characteristic 	Module width	<b>Width 36 mm</b>	<b>Width 54 mm</b>	
		8562/51-1.....	8562/52-1.....	
<b>Order Number Supplement</b>				
Version / Breaking capacity	Version	Breaking capacity		
	AC	6 kA	8562/...03-...	8562/...03-...
	AC	10 kA	8562/...04-...	8562/...04-...
	AC / DC	6 kA	8562/...16-...	--
	UL	10 kA	8562/...19-...	8562/...19-...
	UL 135 %	10 kA	8562/...39-...	8562/...39-...
Auxiliary contact	without		8562/.....0-...	--
	1 CO		--	8562/.....4-...
	Fault signal 1 CO		--	8562/.....5-...
Rated operational current in A	0.5		8562/.....-005	8562/.....-005
	1		8562/.....-010	8562/.....-010
	2		8562/.....-020	8562/.....-020
	3		8562/.....-030	8562/.....-030
	4		8562/.....-040	8562/.....-040
	6		8562/.....-060	8562/.....-060
	10		8562/.....-100	8562/.....-100
	13		8562/.....-130	8562/.....-130
	16		8562/.....-160	8562/.....-160
	20		8562/.....-200	8562/.....-200
	25		8562/.....-250	8562/.....-250
	32		8562/.....-320	8562/.....-320

**Miniature Circuit-Breaker 1-pole**  
**Selection Table - Order Specific Configuration**

Version		Order Number		
D-Characteristic 	Module width	<b>Width 36 mm</b>	<b>Width 54 mm</b>	
		8562/51-1.....	8562/52-1.....	
<b>Order Number Supplement</b>				
Version / Breaking capacity	Version	Breaking capacity		
	AC	6 kA	8562/...21-...	8562/...21-...
	AC	10 kA	8562/...22-...	8562/...22-...
	UL	10 kA	8562/...23-...	8562/...23-...
Auxiliary contact	without		8562/.....0-...	--
	1CO		--	8562/.....4-...
	Fault signal 1 CO		--	8562/.....5-...
Rated operational current in A	0.5		8562/.....-005	8562/.....-005
	1		8562/.....-010	8562/.....-010
	2		8562/.....-020	8562/.....-020
	3		8562/.....-030	8562/.....-030
	4		8562/.....-040	8562/.....-040
	6		8562/.....-060	8562/.....-060
	10		8562/.....-100	8562/.....-100
	13		8562/.....-130	8562/.....-130
	16		8562/.....-160	8562/.....-160
	20		8562/.....-200	8562/.....-200
	25		8562/.....-250	8562/.....-250
	32		8562/.....-320	8562/.....-320

# Miniature Circuit-Breaker IEC

## Series 8562




**Miniature Circuit-Breaker 1-pole**  
**Selection Table - Order Specific Configuration**

Version		Order Number	
Z-Characteristic	Module width	Width 36 mm	Width 54 mm
 07614E00		8562/51-1.....	8562/52-1.....

**Order Number Supplement**

Version / Breaking capacity	Version	Breaking capacity		
	AC	10 kA	8562/...24....	8562/...24....
Auxiliary contact	without		8562/.....0...	--
	1CO		--	8562/.....4...
	Fault signal 1 CO		--	8562/.....5...
Rated operational current in A	0.5		8562/.....-005	8562/.....-005
	1		8562/.....-010	8562/.....-010
	2		8562/.....-020	8562/.....-020
	3		8562/.....-030	8562/.....-030
	4		8562/.....-040	8562/.....-040
	6		8562/.....-060	8562/.....-060
	10		8562/.....-100	8562/.....-100
	16		8562/.....-160	8562/.....-160
	20		8562/.....-200	8562/.....-200
	25		8562/.....-250	8562/.....-250
32		8562/.....-320	8562/.....-320	

**Miniature Circuit-Breaker 1-pole + N**  
**Selection Table - Order Specific Configuration**

Version		Order Number	
B-Characteristic	Module width	Width 54 mm	Width 72 mm
 07613E00		8562/52-5.....	8562/53-5.....

**Order Number Supplement**

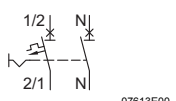
Version / Breaking capacity	Version	Breaking capacity		
	AC	6 kA	8562/...01....	8562/...01....
	AC	10 kA	8562/...02....	8562/...02....
	UL	10 kA	8562/...18....	8562/...18....
Auxiliary contact	without		8562/.....0...	--
	1 CO		--	8562/.....4...
	Fault signal 1 CO		--	8562/.....5...
Rated operational current in A	6		8562/.....-060	8562/.....-060
	10		8562/.....-100	8562/.....-100
	13		8562/.....-130	8562/.....-130
	16		8562/.....-160	8562/.....-160
	20		8562/.....-200	8562/.....-200
	25		8562/.....-250	8562/.....-250
	32		8562/.....-320	8562/.....-320

E9

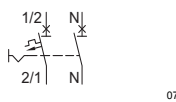
# Miniature Circuit-Breaker IEC

## Series 8562

**Miniature Circuit-Breaker 1-pole + N**  
**Selection Table - Order Specific Configuration**

Version		Order Number	
C-Characteristic 	Module width	<b>Width 54 mm</b>	<b>Width 72 mm</b>
		8562/52-5-...-...	8562/53-5-...-...
<b>Order Number Supplement</b>			
Version / Breaking capacity	Version	Breaking capacity	
	AC	6 kA	8562 / ... 03 - ...
	AC	10 kA	8562 / ... 04 - ...
	UL	10 kA	8562 / ... 19 - ...
	UL 135 %	10 kA	8562 / ... 39 - ...
Auxiliary contact	without		8562 / ... 0 - ...
	1 CO		-- 8562 / ... 4 - ...
	Fault signal 1 CO		-- 8562 / ... 5 - ...
Rated operational current A	0,5		8562 / ... -005
	1		8562 / ... -010
	2		8562 / ... -020
	3		8562 / ... -030
	4		8562 / ... -040
	6		8562 / ... -060
	10		8562 / ... -100
	13		8562 / ... -130
	16		8562 / ... -160
	20		8562 / ... -200
	25		8562 / ... -250
32		8562 / ... -320	

**Miniature Circuit-Breaker 1-pole + N**  
**Selection Table - Order Specific Configuration**


Version		Order Number
D-Characteristic 	Module width	<b>Width 72 mm</b>
		8562/53-5-...-...
<b>Order Number Supplement</b>		
Version / Breaking capacity	Version	Breaking capacity
	AC	6 kA
	AC	10 kA
	UL	10 kA
Auxiliary contact	without	--
	1 CO	8562 / ... 4 - ...
	Fault signal 1 CO	8562 / ... 5 - ...
Rated operational current in A	0.5	8562 / ... -005
	1	8562 / ... -010
	2	8562 / ... -020
	3	8562 / ... -030
	4	8562 / ... -040
	6	8562 / ... -060
	10	8562 / ... -100
	13	8562 / ... -130
	16	8562 / ... -160
	20	8562 / ... -200
	25	8562 / ... -250
32	8562 / ... -320	

# Miniature Circuit-Breaker IEC


## Series 8562



**Miniature Circuit-Breaker 2-pole**  
**Selection Table - Order Specific Configuration**

Version		Order Number	
B-Characteristic  <small>07612E00</small>	Module width	<b>Width 54 mm</b>	<b>Width 72 mm</b>
		8562/52-2.....	8562/53-2.....
<b>Order Number Supplement</b>			
Version / Breaking capacity	Version	Breaking capacity	
	AC	6 kA	8562/...01..... 8562/...01.....
	AC	10 kA	8562/...02..... 8562/...02.....
	AC / DC	6 kA	8562/...15..... --
	UL	10 kA	8562/...18..... 8562/...18.....
Auxiliary contact	without		8562/...0-... --
	1 CO		-- 8562/...4-...
	Fault signal 1 CO		-- 8562/...5-...
	order spec.		-- 8562/...9-...
Rated operational current A	6		8562/...-060 8562/...-060
	10		8562/...-100 8562/...-100
	13		8562/...-130 8562/...-130
	16		8562/...-160 8562/...-160
	20		8562/...-200 8562/...-200
	25		8562/...-250 8562/...-250
	32		8562/...-320 8562/...-320

**Miniature Circuit-Breaker 2-pole**  
**Selection Table - Order Specific Configuration**


Version		Order Number	
C-Characteristic  <small>07612E00</small>	Module Width	<b>Width 54 mm</b>	<b>Width 72 mm</b>
		8562/52-2.....	8562/53-2.....
<b>Order Number Supplement</b>			
Version / Breaking capacity	Version	Breaking capacity	
	AC	6 kA	8562/...03..... 8562/...03.....
	AC	10 kA	8562/...04..... 8562/...04.....
	AC / DC	6 kA	8562/...16..... --
	UL	10 kA	8562/...19..... 8562/...19.....
	UL 135 %	10 kA	8562/...39..... 8562/...39.....
Auxiliary contact	without		8562/...0-... --
	1 CO		-- 8562/...4-...
	Fault signal 1 CO		-- 8562/...5-...
	order spec.		-- 8562/...9-...
Rated operational current in A	0.5		8562/...-005 8562/...-005
	1		8562/...-010 8562/...-010
	2		8562/...-020 8562/...-020
	3		8562/...-030 8562/...-030
	4		8562/...-040 8562/...-040
	6		8562/...-060 8562/...-060
	10		8562/...-100 8562/...-100
	13		8562/...-130 8562/...-130
	16		8562/...-160 8562/...-160
	20		8562/...-200 8562/...-200
	25		8562/...-250 8562/...-250
	32		8562/...-320 8562/...-320

E9


# Miniature Circuit-Breaker IEC

## Series 8562

**Miniature Circuit-Breaker 2-pole**  
**Selection Table - Order Specific Configuration**

Version		Order Number		
D-Characteristic	Module Width	Width 54 mm	Width 72 mm	
 07612E00		8562/52-2-...-...	8562/53-2-...-...	
Order Number Supplement				
Version / Breaking capacity	Version	Breaking capacity		
	AC	6 kA	8562/...21-...-...	8562/...21-...-...
	AC	10 kA	8562/...22-...-...	8562/...22-...-...
	UL	10 kA	8562/...23-...-...	8562/...23-...-...
Auxiliary contact	without		8562/...0-...-...	--
	1 CO		--	8562/...4-...-...
	Fault signal 1 CO order spec.		--	8562/...5-...-... 8562/...9-...-...
Rated operational current in A	0.5		8562/...005-...-...	8562/...005-...-...
	1		8562/...010-...-...	8562/...010-...-...
	2		8562/...020-...-...	8562/...020-...-...
	3		8562/...030-...-...	8562/...030-...-...
	4		8562/...040-...-...	8562/...040-...-...
	6		8562/...060-...-...	8562/...060-...-...
	10		8562/...100-...-...	8562/...100-...-...
	13		8562/...130-...-...	8562/...130-...-...
	16		8562/...160-...-...	8562/...160-...-...
	20		8562/...200-...-...	8562/...200-...-...
	25		8562/...250-...-...	8562/...250-...-...
	32		8562/...320-...-...	8562/...320-...-...

**Miniature Circuit-Breaker 2-pole**  
**Selection Table - Order Specific Configuration**

Version		Order Number		
Z-Characteristic	Module Width	Width 54 mm	Width 72 mm	
 07612E00		8562/52-2-...-...	8562/53-2-...-...	
Order Number Supplement				
Version / Breaking capacity	Version	Breaking capacity		
	AC	10 kA	8562/...24-...-...	8562/...24-...-...
Auxiliary contact	without		8562/...0-...-...	--
	1 CO		--	8562/...4-...-...
	Fault signal 1 CO		--	8562/...5-...-...
Rated operational current in A	0.5		8562/...005-...-...	8562/...005-...-...
	1		8562/...010-...-...	8562/...010-...-...
	2		8562/...020-...-...	8562/...020-...-...
	3		8562/...030-...-...	8562/...030-...-...
	4		8562/...040-...-...	8562/...040-...-...
	6		8562/...060-...-...	8562/...060-...-...
	10		8562/...100-...-...	8562/...100-...-...
	16		8562/...160-...-...	8562/...160-...-...
	20		8562/...200-...-...	8562/...200-...-...
	25		8562/...250-...-...	8562/...250-...-...
	32		8562/...320-...-...	8562/...320-...-...



# Miniature Circuit-Breaker IEC

## Series 8562



**Miniature Circuit-Breaker 3-pole**  
**Selection Table - Order Specific Configuration**

Version		Order Number	
B-Characteristic	Module width	Width 72 mm	Width 99 mm
		8562/53-3.....	8562/54-3.....

**Order Number Supplement**

Version / Breaking capacity	Version	Breaking capacity	Order Number	Order Number
	AC	6 kA	8562/...01.....	8562/...01.....
	AC	10 kA	8562/...02.....	8562/...02.....
	UL	10 kA	8562/...18.....	8562/...18.....
Auxiliary contact	without		8562/.....0....	--
	1 CO		--	8562/.....4....
	Fault signal 1 CO		--	8562/.....5....
	2 CO - 1 CO normal and Fault signal 1 CO		--	8562/.....6....
Rated operational current in A	6		8562/.....-060	8562/.....-060
	10		8562/.....-100	8562/.....-100
	13		8562/.....-130	8562/.....-130
	16		8562/.....-160	8562/.....-160
	20		8562/.....-200	8562/.....-200
	25		8562/.....-250	8562/.....-250
	32		8562/.....-320	8562/.....-320

**Miniature Circuit-Breaker 3-pole**  
**Selection Table - Order Specific Configuration**

Version		Order Number	
C-Characteristic	Module width	Width 72 mm	Width 99 mm
		8562/53-3.....	8562/54-3.....

**Order Number Supplement**

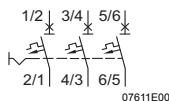
Version / Breaking capacity	Version	Breaking capacity	Order Number	Order Number
	AC	6 kA	8562/...03.....	8562/...03.....
	AC	10 kA	8562/...04.....	8562/...04.....
	UL	10 kA	8562/...19.....	8562/...19.....
	UL 135 %	10 kA	8562/...39.....	8562/...39.....
Auxiliary contact	without		8562/.....0....	--
	1 CO		--	8562/.....4....
	Fault signal 1 CO		--	8562/.....5....
	2 CO - 1 CO normal and fault signal 1 CO		--	8562/.....6....
Rated operational current in A	0.5		8562/.....-005	8562/.....-005
	1		8562/.....-010	8562/.....-010
	2		8562/.....-020	8562/.....-020
	3		8562/.....-030	8562/.....-030
	4		8562/.....-040	8562/.....-040
	6		8562/.....-060	8562/.....-060
	10		8562/.....-100	8562/.....-100
	13		8562/.....-130	8562/.....-130
	16		8562/.....-160	8562/.....-160
	20		8562/.....-200	8562/.....-200
	25		8562/.....-250	8562/.....-250
	32		8562/.....-320	8562/.....-320

E9

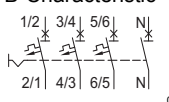
# Miniature Circuit-Breaker IEC

## Series 8562

### Miniature Circuit-Breaker 3-pole Selection Table - Order Specific Configuration

Version		Order Number			
D-Characteristic 	Module width	Width 72 mm	Width 99 mm		
		8562/53-3-...-...	8562/54-3-...-...		
Order Number Supplement					
	Version / Breaking capacity	Version	Breaking capacity		
		AC	6 kA	8562/...-21-...-...	8562/...-21-...-...
		AC	10 kA	8562/...-22-...-...	8562/...-22-...-...
	Auxiliary contact	UL	10 kA	8562/...-23-...-...	8562/...-23-...-...
		without		8562/...-0-...-...	--
		1 CO		--	8562/...-4-...-...
		Fault signal 1 CO		--	8562/...-5-...-...
	Rated operational current in A	2 CO - 1 CO normal and fault signal 1 CO		--	8562/...-6-...-...
		0.5		8562/...-005-...	8562/...-005-...
		1		8562/...-010-...	8562/...-010-...
		2		8562/...-020-...	8562/...-020-...
		3		8562/...-030-...	8562/...-030-...
		4		8562/...-040-...	8562/...-040-...
		6		8562/...-060-...	8562/...-060-...
		10		8562/...-100-...	8562/...-100-...
		13		8562/...-130-...	8562/...-130-...
		16		8562/...-160-...	8562/...-160-...
		20		8562/...-200-...	8562/...-200-...
		25		8562/...-250-...	8562/...-250-...
		32		8562/...-320-...	8562/...-320-...

### Miniature Circuit-Breaker 3-pole + N Selection Table - Order Specific Configuration

Version		Order Number			
B-Characteristic 	Module width	Width 99 mm			
		8562/54-4-...-...			
Order Number Supplement					
	Version / Breaking capacity	Version	Breaking capacity		
		AC	10 kA	8562/...-02-...-...	
	Auxiliary contact	UL	10 kA	8562/...-18-...-...	
		without		8562/...-0-...-...	
		1 CO		8562/...-4-...-...	
		Fault signal 1 CO		8562/...-5-...-...	
	Rated operational current in A	2 CO - 1 CO normal and Fault signal 1 CO		8562/...-6-...-...	
		6		8562/...-060-...	
		10		8562/...-100-...	
		13		8562/...-130-...	
		16		8562/...-160-...	
		20		8562/...-200-...	
		25		8562/...-250-...	
		32		8562/...-320-...	

# Miniature Circuit-Breaker IEC

## Series 8562



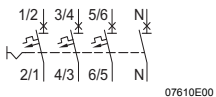
### Miniature Circuit-Breaker 3-pole + N Selection Table - Order Specific Configuration

Version		Order Number
C-Characteristic	Module width	Width 99 mm
		8562/54-4.....

#### Order Number Supplement

Version / Breaking capacity	Version	Breaking capacity	Order Number
	AC	6 kA	8562/...03....
	AC	10 kA	8562/...04....
	UL	10 kA	8562/...19....
	UL 135 %	10 kA	8562/...39....
Auxiliary contact	without		8562/...0-...
	1 CO		8562/...4-...
	Fault signal 1 CO		8562/...5-...
	2 CO - 1 CO normal and Fault signal 1 CO		8562/...6-...
Rated operational current in A	0.5		8562/...-005
	1		8562/...-010
	2		8562/...-020
	3		8562/...-030
	4		8562/...-040
	6		8562/...-060
	10		8562/...-100
	13		8562/...-130
	16		8562/...-160
	20		8562/...-200
25		8562/...-250	
32		8562/...-320	

### Miniature Circuit-Breaker 3-pole + N Selection Table - Order Specific Configuration

Version		Order Number
D-Characteristic	Module width	Width 99 mm
		8562/54-4.....

#### Order Number Supplement

Version / Breaking capacity	Version	Breaking capacity	Order Number
	AC	6 kA	8562/...21....
	AC	10 kA	8562/...22....
	UL	10 kA	8562/...23....
Auxiliary contact	without		8562/...0-...
	1 CO		8562/...4-...
	Fault signal 1 CO		8562/...5-...
	2 CO - 1 CO normal and Fault signal 1 CO		8562/...6-...
Rated operational current in A	0.5		8562/...-005
	1		8562/...-010
	2		8562/...-020
	3		8562/...-030
	4		8562/...-040
	6		8562/...-060
	10		8562/...-100
	13		8562/...-130
	16		8562/...-160
	20		8562/...-200
25		8562/...-250	
32		8562/...-320	

E9

# Miniature Circuit-Breaker IEC

## Series 8562

### Explosion Protection

#### Marking

IECEX	Ex d e IIC Ex d e I
Europe (ATEX)	Ⓔ II 2 G Ex d e IIC Gb Ⓔ I M 2 Ex d e I Mb

#### Certificates

IECEX	IECEX PTB 06.0062U
Europe (ATEX)	PTB 02 ATEX 1049 U
Other certificates	Belarus (Gospromnadzor)

### Technical Data

#### Device version

Version	AC MCBs	AC / DC MCBs
No. of poles	1 pole, 1 pole + N, 2 pole, 3 pole, 3 pole + N	1 pole, 2 pole

#### Electrical data

Version	AC MCBs			AC / DC MCBs		
	Standard version			Standard version		
Rated operational voltage	AC	DC		AC	DC	
	1 pole	230 V	48 V	1 pole	230 V	220 V
	1 pole + N	230 V	--	1 pole + N	--	--
	2 pole	230 / 400 V	110 V <sup>1)</sup>	2 pole	230 / 400 V	220 V / 440 V <sup>1)</sup>
	3 pole	230 / 400 V	--			
	3 pole + N	230 / 400 V	--			
	<sup>1)</sup> 2 poles in series			<sup>1)</sup> 2 poles in series		
	<b>UL-Version</b>					
	1 pole	277 V <sup>2)</sup>	60 V <sup>2)</sup>			
	1 pole	230 V <sup>3)</sup>	60 V <sup>3)</sup>			
	2 pole	277 / 480 V <sup>2)</sup>	125 V <sup>2)</sup>			
	2 pole	230 / 400 V <sup>3)</sup>	125 V <sup>3)</sup>			
	3 pole	277 / 480 V <sup>2)</sup>	125 V <sup>2)</sup>			
	3 pole	230 / 400 V <sup>3)</sup>	125 V <sup>3)</sup>			
	<sup>2)</sup> acc. to UL 1077					
	<sup>3)</sup> acc. to EN 60898					
Minimal Voltage $U_{bmin}$	12 V AC / DC			12 V AC / DC		
Maximal Voltage $U_{bmax}$	AC	250 V / 440 V		AC	250 V / 440 V	
	DC	53 V / 120 V		DC	250 V / 440 V	
Rated insulation voltage	500 V			500 V		
Rated operational current	Tripping characteristic B	6 ... 40 A		Tripping characteristic B	6 ... 40 A	
	Tripping characteristic C/D/Z	0.5 ... 40 A		Tripping characteristic C/D	0,5 ... 40 A	
Rated frequency	50 / 60 Hz			50 / 60 Hz DC		
Isolation function	yes (IEC/EN 60947-2)			yes (IEC/EN 60947-2)		
Pulse resistance	6 kV			6 kV		
Utilization category	A (IEC/EN 60947-2)			A (IEC/EN 60947-2)		

# Miniature Circuit-Breaker IEC

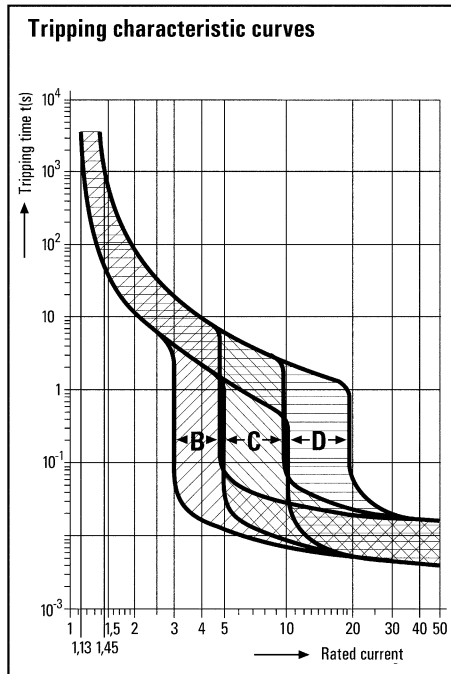
## Series 8562



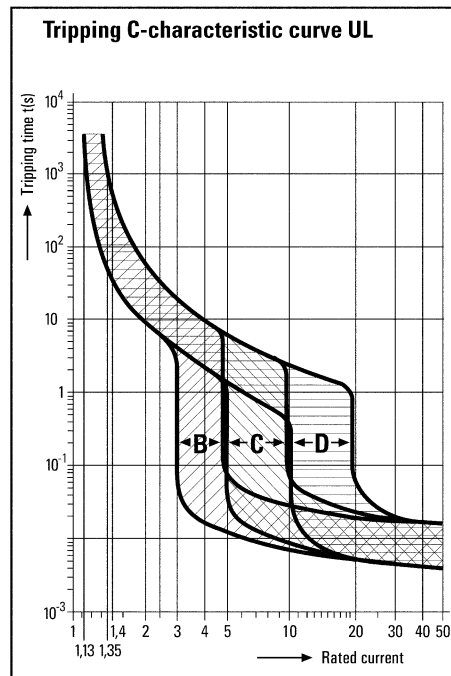
### Technical Data

#### Electrical data

Tripping characteristic curves



08903E02



11514E02

E9

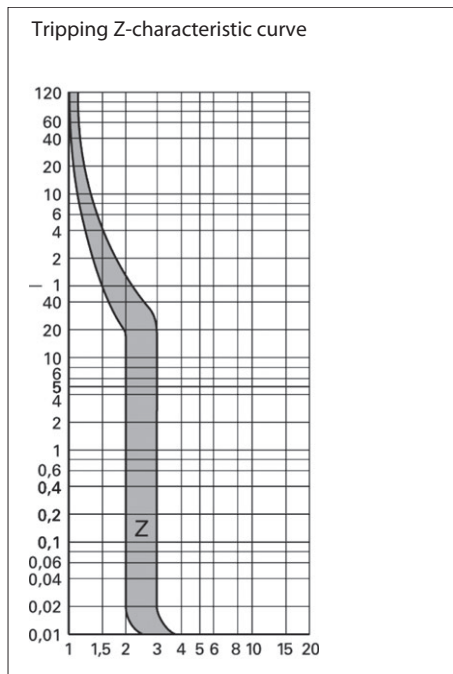
# Miniature Circuit-Breaker IEC

## Series 8562

### Technical Data

#### Electrical data

Tripping characteristic curves



01546E02

Selectivity class  
Breaking capacity  
Rated switching capacities

3 (IEC/EN 60898)  
6 kA resp. 10 kA

#### AC MCBs

	Poles		Series with 6 kA		Series with 10 kA		
			Voltage (V)	Current (kA)	Voltage (V)	Current (kA)	
AC to IEC/EN 60898	1 - 3	$I_{cn}$	230 / 240	6	$I_{cn}$	230 / 240	10
AC to IEC/EN 60947-2	1	$I_{cu}$	240	10	$I_{cu}$	240	15
		$I_{cu}$	127	30	$I_{cu}$	127	40
	1+N, 2		240	20		240	30
			415	10		415	15
3	$I_{cu}$		240	20	$I_{cu}$	240	30
			415	10		415	15
DC to IEC/EN 60947-2 (Time constante 15 ms)	1	$I_{cu} / I_{cs}$	60	20	$I_{cu} / I_{cs}$	60	25
	2		125	25		125	30

#### AC / DC MCBs

AC to IEC/EN 60898	1	$I_{cn}$	230	6
	2	$I_{cn}$	230 / 400	6
DC to IEC/EN 60898	1	$I_{cu} / I_{cs}$	220	6
	2		220 / 440	6

Version

Circuit breaker, current limiting with thermal and magnetic release

# Miniature Circuit-Breaker IEC

## Series 8562



### Technical Data

Characteristics	Z		B	C	D
Characteristic to IEC/EN 60898	Z		B	C	D
Rated current range	0.5 ... 32 A		6 ... 32 A	0.5 ... 32 A	0.5 ... 32 A
Loads	> Semi-conductor devices		> Elektric heatings > Lighting > Socket outlet circuits > Control circuits e.t.c.	> Operating equipment > Light fitting groups > Motors > Transformers e.t.c.	> Operating equipment > Motors with heavy starting characteristic e.t.c.
Normal temperature	20 °C	30 °C	30 °C	30 °C	30 °C
Thermal overload trip	1.05 ... 1.2 I <sub>n</sub>	1.13 ... 1.45 I <sub>n</sub>	1.13 ... 1.45 I <sub>n</sub>	1.13 ... 1.45 I <sub>n</sub>	1.13 ... 1.45 I <sub>n</sub>
Thermal overload trip 135% UL	--	--	--	1.13 ... 1.35 I <sub>n</sub>	--
Magnetic trip	2 ... 3 I <sub>n</sub>		3 ... 5 I <sub>n</sub>	5... 10 I <sub>n</sub>	10 ... 20 I <sub>n</sub>

# Miniature Circuit-Breaker IEC

## Series 8562

### Technical Data

#### Electrical data

Response value of short-circuit trip  
Back-up protection

The response value of the short-circuit trip is approximately 40 % higher for DC than for AC at 50 / 60 Hz

Fuses must be fitted upstream to protect miniature circuit-breakers against high short-circuit currents in high power networks. These protect the miniature circuit-breakers against short-circuit currents of up to 50 kA. If a short-circuit occurs, both protective devices cut out simultaneously, so that the miniature circuit-breaker is not destroyed and remains fully functional.

Following MCBs

Type	MCB tripping characteristic	Preceding fuse type gG		
		C, D	B, Z	B, C, D, Z
		Minimal rated operational current (A)		Maximal rated operational current (A)
8562/5	1	4	--	--
	2	8		63
	3	10		
	6	20	10	80
	10	25	16	
	16	40	20	
	20	50	32	100
	25	63	40	
	32	80	50	
	40	100	50	125

Service life  
Electrical  
Mechanical  
Auxiliary contact  
Version  
Rated working current

10<sup>4</sup> switching cycles  
2x10<sup>4</sup> switching cycles

see circuit diagrams

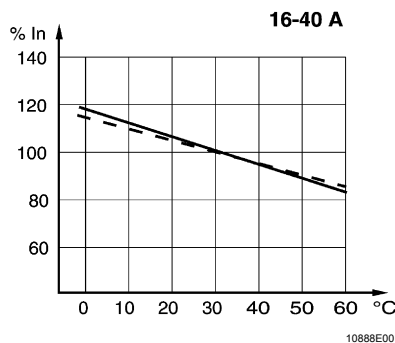
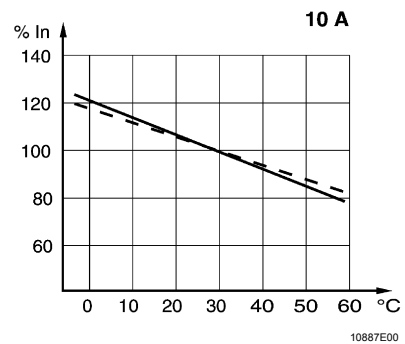
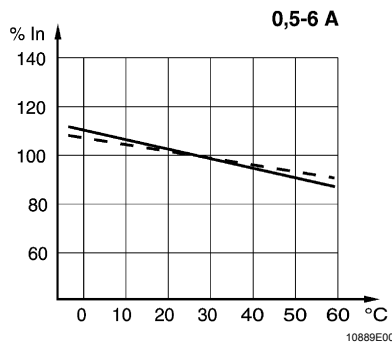
5 A at 230 V AC  
1 A at 60 V DC

#### Ambient Conditions

Ambient temperature  
Correction factors

- 20 ... + 60 °C In case of different temperature range please consider correction factor!

#### Correction factors for ambient temperatures other than 30 °C





# Miniature Circuit-Breaker IEC


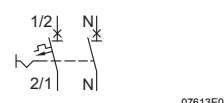
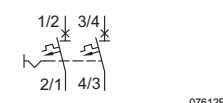
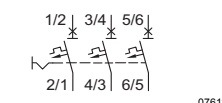
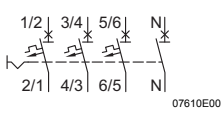
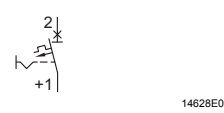
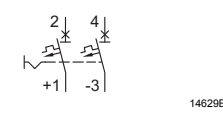

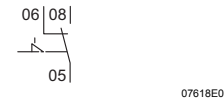
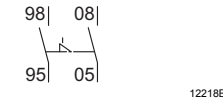
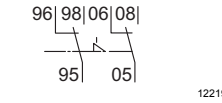
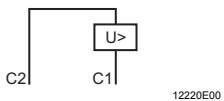
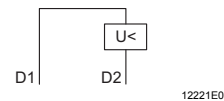
## Series 8562



### Technical Data

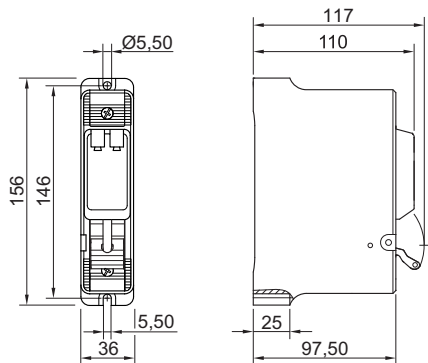
Mechanical data	
Degree of protection	Degree of protection acc. to IEC/EN 60529 Connecting terminals IP20
Material	
Enclosure	Epoxy resin
Mounting / Installation	
Terminals	Main contacts 1.5 ... 10 mm <sup>2</sup> clamp terminals Auxilliary contacts 1.5 mm <sup>2</sup> clamp terminals

### Schematic

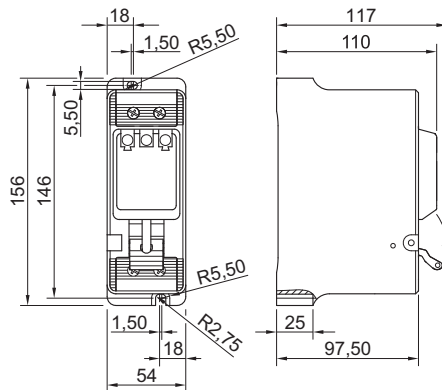
 <p>07614E00</p> <p><b>1 pole</b></p>	 <p>07613E00</p> <p><b>1 pole + N</b></p>	 <p>07612E00</p> <p><b>2 pole</b></p>	 <p>07611E00</p> <p><b>3 pole</b></p>
 <p>07610E00</p> <p><b>3 pole + N</b></p>	 <p>14628E00</p> <p><b>Universal current +/-, 1 pole</b></p>	 <p>14629E00</p> <p><b>Universal current +/-, 2 pole</b></p>	
 <p>11536E00</p> <p><b>Auxiliary contact 1 CO</b></p>	 <p>07618E00</p> <p><b>Fault indication contact 1 CO</b></p>	 <p>12218E00</p> <p><b>Auxiliary contact 1 NO Fault indication contact 1 NO</b></p>	 <p>12219E00</p> <p><b>Auxiliary contact 1 CO Fault indication contact 1 CO</b></p>
 <p>12220E00</p> <p><b>Remote trip</b></p>	 <p>12221E00</p> <p><b>Undervoltage trip</b></p>		

# Miniature Circuit-Breaker IEC Series 8562

**Dimensional Drawings** (All Dimensions in mm) - Subject to Alterations



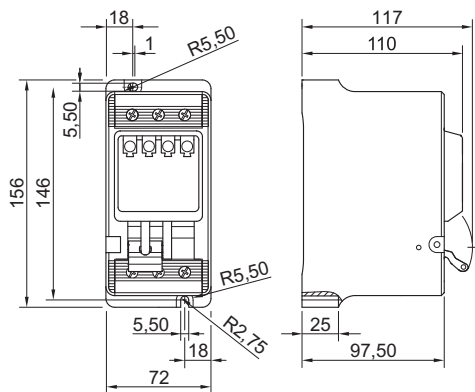
04733E00



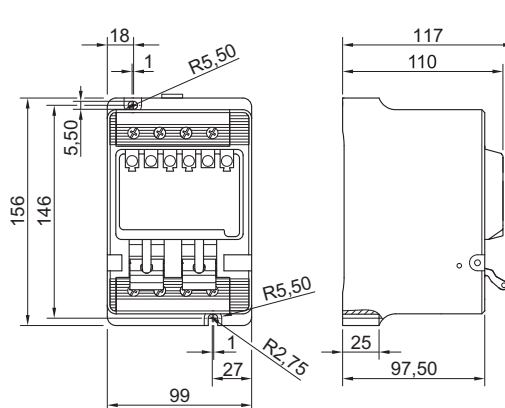
04734E00

**MCB 8562/51-...**

**MCB 8562/52-...**



04735E00



04736E00

**MCB 8562/53-...**

**MCB 8562/54-...**

We reserve the right to make alterations to the technical data, dimensions, weights, designs and products available without notice. The illustrations cannot be considered binding.