

8 Pin

單相交流無段變速馬達

Stepless Variable Speed Control Motor (Single Phase)

US型馬達特性表 Specifications of US Type Motor(Single-Phase)

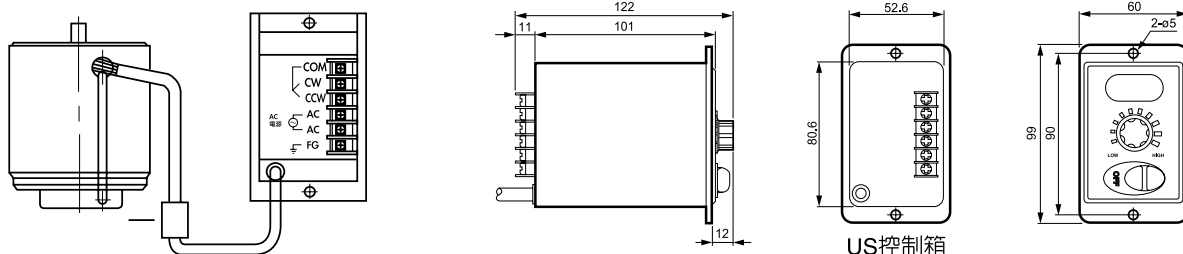
馬達型號 Motor Model No.		最大出力 Output (W)	電壓 Voltage (V)	周波數 Frequency (Hz)	極數 Pole (P)	可變速度範圍 Variable Speed Range		容許轉矩 Torque (gcm)		起動轉矩 Starting Torque (gcm)	電流 Current (A)	消耗電力 Consumed Power (W)	起動電容器 Condenser	
圓出力軸 Cylindrical Output Shaft	斜齒出力軸 Pinion Cut Output Shaft					回轉數 Revolving (rpm)	比 (Ratio)	設定回轉數 Set Revolving No.					容量 Capacity (μF)	耐電壓 Resistance Voltage (WV)
		1200rpm	90rpm											
M206-001	M206-401	6	100 110	50 60	4	90~1400 90~1700	1:15	460	250	330	0.21	23	2.5	250
M206-002	M206-402	6	200 220	50 60	4	90~1400 90~1700	1:15	460	250	330	0.10	23	0.8	400
M315-001	M315-401	15	100 110	50 60	4	90~1400 90~1700	1:15	880 660	300	550	0.33	40	4	250
M315-002	M315-402	15	200 220	50 60	4	90~1400 90~1700	1:15	880 660	300	550	0.16	40	1	400
M425-001	M425-401	25	100 110	50 60	4	90~1400 90~1700	1:15	1760 1400	450	1200	0.60	60	6	250
M425-002	M425-402	25	200 220	50 60	4	90~1400 90~1700	1:15	1760 1400	450	1200	0.25	60	1.5	400
M540-001	M540-401	40	100 110	50 60	4	90~1400 90~1700	1:15	2800 1800	550	1900	0.68	90	10	250
M540-002	M540-402	40	200 220	50 60	4	90~1400 90~1700	1:15	2800 1800	550	1900	0.31	90	2.5	400
M560-001	M560-401 M560-501	60	100 110	50 60	4	90~1400 90~1700	1:15	5000 3500	700	3000	1.68	150	14	250
M560-002	M560-402 M560-502	60	200 220	50 60	4	90~1400 90~1700	1:15	5000 3500	700	3000	0.55	150	3.5	400
M590-001	M590-401 M590-501	90	100 110	50 60	4	90~1400 90~1700	1:15	6600 5300	1100	4500	1.46	200	20	250
M590-002	M590-402 M590-502	90	200 220	50 60	4	90~1400 90~1700	1:15	6600 5300	1100	4500	0.63	200	5	400
M5120-001	M5120-401 M5120-501	120	100 110	50 60	4	90~1400 90~1700	1:15	8500 7000	1400	6500	2.10	230	25	250
M5120-002	M5120-402 M5120-502	120	200 220	50 60	4	90~1400 90~1700	1:15	8500 7000	1400	6500	0.93	230	6	400

扭矩表 Gear Head-Torque Table (Kg·cm)


(Kg·cm) x 9.8 ÷ 100 = N·m

變化轉速範圍 (轉分) Variable Speed Range (rpm)	M206-001, -201-401 M206-002, -202-402		M315-001, -201-401 M315-002, -202-402		M425-001, -201-401 M425-002, -202-402		M540-001, -201-401 M540-002, -202-402		M560-001, -401-501 M560-002, -402-502		M590-001, -401-501 M590-002, -402-502	
	扭矩 Torque	減速比 Gear Ratio	扭矩 Torque	減速比 Gear Ratio	扭矩 Torque	減速比 Gear Ratio	扭矩 Torque	減速比 Gear Ratio	扭矩 Torque	減速比 Gear Ratio	扭矩 Torque	減速比 Gear Ratio
90~1700	0.3~0.5	-	0.45~1.2	-	0.6~1.8	-	0.8~2.5	-	1.0~3	-	1.6~5	-
15~283	1.5~2.4	2GN-6	2.4~7	3GN-6	2.9~8.8	4GN-6	3.9~12	5GN-6	4.6~15	5GU-6K	8~24	5GU-6K
5~94.4	4.4~7.3	2GN-18	6.5~18	3GN-18	8.8~26	4GN-18	12~37	5GN-18	16~50	5GU-18K	45~75	5GU-18K
1.5~28.3	12~20	2GN-60	16~	3GN-60	24~71	4GN-60	32~100	5GN-60	45~120	5GU-60K	64~150	5GU-60K
1~18.8	18~25	2GN-90	25~70	3GN-90	36~80	4GN-90	48~100	5GN-90	60~125	5GU-90K	95~180	5GU-90K
0.5~9.4	25	2GN-180	70	3GN-180	80	4GN-180	90~100	5GN-180	100~125	5GU-180K	150~180	5GU-180K

US控制箱尺寸與配線圖 US Panel-Mount Control Unit Dimension and Knotting Chart



以上數值若有變動，恕不另行通知 We reserve the right to change without further notice.



單相交流無段變速附電磁剎車馬達

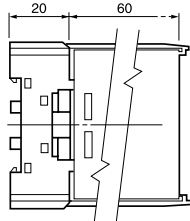
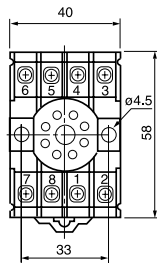
Stepless Variable Speed Control Motor with Electromagnetic Brake (Single-Phase)

US-B型剎車馬達特性表 Specifications of USB Type Motor (Single-Phase)

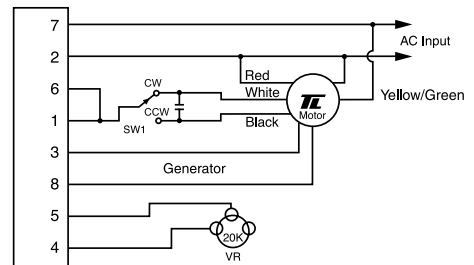
馬達型號 Motor Model No.		最大出力 Output (W)	電壓 Voltage (V)	周波數 Frequency (Hz)	極數 Pole (P)	可變速度範圍 Variable Speed Range		容許轉矩 Torque (gcm)		起動轉矩 Starting Torque (gcm)	電流 Current (A)	消耗電力 Consumed Power (W)	起動電容器 Condenser	
圓出力軸 Cylindrical Output Shaft	斜齒出力軸 Pinion Cut Output Shaft					回轉數 Revolving (rpm)	比 (Ratio)	設定回轉數 Set Revolving No.					容量 Capacity (μF)	耐電壓 Resistance Voltage (VV)
		1200rpm	90rpm											
M206-001B	M206-401B	6	100 110	50 60	4	90~1400 90~1700	1:15	460	250	330	0.21	23	2.5	250
M206-002B	M206-402B	6	200 220	50 60	4	90~1400 90~1700	1:15	460	250	330	0.10	23	0.8	400
M315-001B	M315-401B	15	100 110	50 60	4	90~1400 90~1700	1:15	880 660	300	550	0.33	40	4	250
M315-002B	M315-402B	15	200 220	50 60	4	90~1400 90~1700	1:15	880 660	300	550	0.16	40	1	400
M425-001B	M425-401B	25	100 110	50 60	4	90~1400 90~1700	1:15	1760 1400	450	1200	0.60	60	6	250
M425-002B	M425-402B	25	200 220	50 60	4	90~1400 90~1700	1:15	1760 1400	450	1200	0.25	60	1.5	400
M540-001B	M540-401B	40	100 110	50 60	4	90~1400 90~1700	1:15	2800 1800	550	1900	0.68	90	10	250
M540-002B	M540-402B	40	200 220	50 60	4	90~1400 90~1700	1:15	2800 1800	550	1900	0.31	90	2.5	400
M560-001B	M560-401B M560-501B	60	100 110	50 60	4	90~1400 90~1700	1:15	5000 3500	700	3000	1.68	150	14	250
M560-002B	M560-402B M560-502B	60	200 220	50 60	4	90~1400 90~1700	1:15	5000 3500	700	3000	0.55	150	3.5	400
M590-001B	M590-401B M590-501B	90	100 110	50 60	4	90~1400 90~1700	1:15	6600 5300	1100	4500	1.46	200	20	250
M590-002B	M590-402B M590-502B	90	200 220	50 60	4	90~1400 90~1700	1:15	6600 5300	1100	4500	0.63	200	5	400
M5120-001	M5120-401B M5120-501B	120	100 110	50 60	4	90~1400 90~1700	1:15	8500 7000	1400	6500	2.10	230	25	250
M5120-002	M5120-402B M5120-502B	120	200 220	50 60	4	90~1400 90~1700	1:15	8500 7000	1400	6500	0.93	230	6	400

SS31/32 分離控制箱尺寸與配線圖

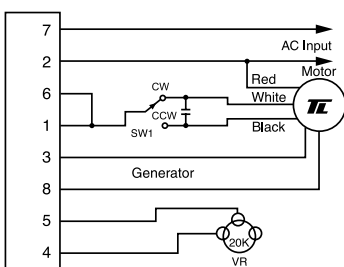
SS31/32 Speed Control Unit Dimension and Knotting Chart



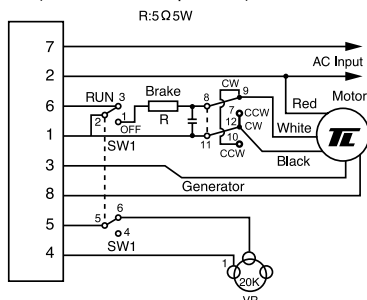
SS31/SS32 (B) 速度控制正逆轉加電磁剎車接線圖 SS speed control with electromagnetic brake (Bi Directional Operation)



SS31/SS32 速度控制正逆轉接線圖 SS speed control (Bi Directional Operation)



SS31/SS32 (R) 速度控制正逆轉加電子剎車接線圖 SS speed control with electronic brake (Bi Directional Operation)



SS31/SS32 (R) 速度控制加電子剎車接線圖 SS speed control with electronic brake R:5Ω5W

