

Technical Data

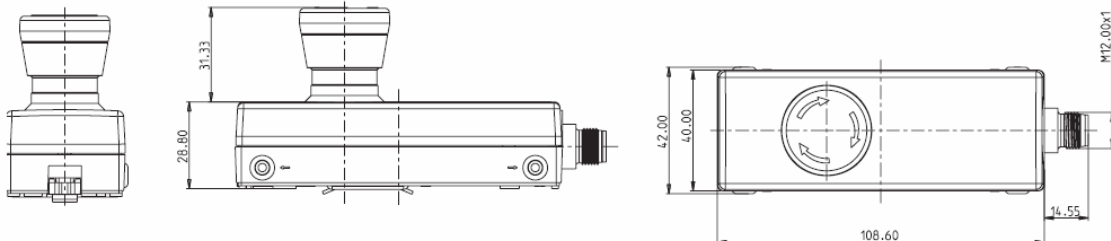
Emergency stop- and switch module

Series Accessories - ASI

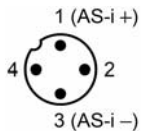
Description **ASI Not Halt**

Article number **6073100074**

Dimensions



Plug connection



Connection

Connections M12

AS-i

AS-i profil S-7.B.0
AS-i voltage 18 ...31,6 V
Max. AS-i operating current < 50 mA

Display

LED green, red

Robustness

Shock resistance acc. to EN 60068-2-27
Vibration resistance acc. to EN 60068-2-6
Environmental resistance acc. to EN 60068-2

This document will not become the contractual basis; the details included herein do not constitute any descriptions of expected conditions, so that warranties/claims for defects on account of possible variations of the actual qualities from the qualities described herein are explicitly excluded. All rights reserved. Specifications subject to change without notice!

Date of issue: 20.11.2012 / Page 1 of 2
Document : 6073100074_en / Last update: 1 / 2030-12

Technical Data

Emergency stop- and switch module

Environment

Aplied standards	EN ISO 13 849-1:2008/PLe Kat 4 EN ISO 13 849-2:2010 EN 62 061:2005 SIL 3 EN ISO 13 850:2008 EN ISO 60 947-5-1:2004 EN 61000-6-2 EN 61000-6-4 EN 60947-5-5:2005
AS-i standard	EN 50295
Operating temperature	0 °C ... +70 °C
Storage temperature	-25 °C ... +85 °C
Protection type acc. to DIN 60529	IP54 (in unlocked state)
Contacts	Gold contacts
Contact type	2 N.C,
Shock resistance	min.100 N
Mushroom diameter	30 mm
Mechanical life	min. 50000 switching cycles

Operation by switch

Parameter bit		LED display			
P1	P0	green	red	yellow	yellow flashing (1 Hz)
1 ¹⁾	1 ¹⁾	unlocked	operated	–	no AS-i communcation
0	1	operated	unlocked	–	no AS-i communcation

¹⁾default

Opartion via AS-i

Parameter bit		LED display			
P1	P0	green	red	yellow	yellow flashing (1 Hz)
x	0	DO1	DO0	DO0 + DO1	no AS-i communication

Approvals



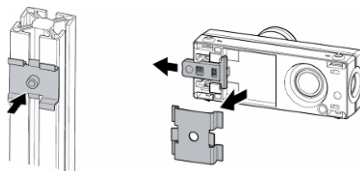
EU Conformity

acc. to EMC directive

Notes

Simple assembly concept, geared concept, geared to 40 mm profile rail

- Timesaving one-hole mounting technology, Particularly suitable for aluminium-profile rails



This document will not become the contractual basis; the details included herein do not constitute any descriptions of expected conditions, so that warranties/claims for defects on account of possible variations of the actual qualities from the qualities described herein are explicitly excluded. All rights reserved. Specifications subject to change without notice!

Date of issue: 20.11.2012 / Page 2 of 2
Document : 6073100074_en / Last update: 1 / 2030-12